

HOUGHTON MIFFLIN HARCOURT

READING Adventures



حامد اسکندری
HAMED SKANDARI.IR

JOURNEYS

Units 1–6

READING Adventures



HOUGHTON MIFFLIN HARCOURT
School Publishers

Copyright © 2012 by Houghton Mifflin Harcourt Publishing Company

All rights reserved. No part of this work may be reproduced or transmitted in any form or by any means, electronic or mechanical, including photocopying or recording, or by any information storage and retrieval system, without the prior written permission of the copyright owner unless such copying is expressly permitted by federal copyright law. Requests for permission to make copies of any part of the work should be addressed to Houghton Mifflin Harcourt Publishing Company, Attn: Contracts, Copyrights, and Licensing, 9400 South Park Center Loop, Orlando, Florida 32819.

Printed in the U.S.A.

ISBN: 978-0-547-58483-6

1 2 3 4 5 6 7 8 9 10 1420 20 19 18 17 16 15 14 13 12 11

4500274363 B C D E F G

If you have received these materials as examination copies free of charge, Houghton Mifflin Harcourt Publishing Company retains title to the materials and they may not be resold. Resale of examination copies is strictly prohibited.

Possession of this publication in print format does not entitle users to convert this publication, or any portion of it, into electronic format.

READING Adventures

Unit 1

Around Town

I'm Glad RA4

Anonymous

People I Know RA5

by Kate Arnold

The Wheels on the Bus RA6

Traditional Song

Activity Central

A Day at the Park RA8





Unit 2

Dog School RA10

by Joseph Bruchac

Activity Central

Picture This! RA26

Unit 3

Four Seasons for Animals RA28

by Ashley Wolff

Activity Central

Word Detective RA38

Unit 4

Healthy Habits RA40

by Judy Kentor Schmauss



Let's Move! RA44

by Sam Wallis

Activity Central

Word Power! RA48




Unit 5

Marti Feels Proud RA50

by Daniel Claire

Activity Central

What Am I? RA60



Unit 6

The Heroes Behind the Heroes . . . RA62

by Sheila Sweeny

Activity Central

On the Right Track! RA72

Around Town

Read
Together

I'm Glad

I'm glad the sky is painted blue.
And earth is painted green.
With such a lot of nice fresh air
All sandwiched in between.

Anonymous



People I Know

Neighbors are people
Who live on my street.
They smile and they wave
Whenever we meet.

Friends are people
Who live near and far.
They come for a visit
By bus, plane, or car.

Families are made up
Of people like me,
With warm, happy hugs
Given so tenderly!

by Kate Arnold



The Wheels on the Bus


The wheels on the bus go
Round and round,
Round and round, round and round.
The wheels on the bus go
Round and round,
All around the town.

The horn on the bus goes
"Beep, beep, beep,
Beep, beep, beep, beep, beep, beep."
The horn on the bus goes
"Beep, beep, beep,"
All around the town.



The people on the bus go
Up and down,
Up and down, up and down.
The people on the bus go
Up and down,
All around the town.

Traditional Song






A Day at the Park



Words that name people, animals, places, and things are called **nouns**. The words **ball**, **park**, and **boy** are all nouns.

Turn and Talk


Talk about the picture with a partner. Name the nouns you see. Then take turns making up sentences about the picture. How many nouns can you use in each sentence?



Dog School

written by Joseph Bruchac

illustrated by G. Brian Karas



Spritz is my dog.
I like to read to her.



It is fun to give Spritz a scrub in the tub and take her for a jog.



Spritz can be a pest, too.
She does not sit and stay.
Plus, she chases cars down
the street.



One day, Spritz dug up the
flower bed.

"Stop, Spritz!" I said.

"You are a bad dog."


Spritz felt sad.



Mom said, "Spritz is not
a bad dog.
She just has to learn.
We can take her to a school
for dogs."



Lots of people and dogs went
to the class.
Some people looked like
their dogs!



Spritz did not do well in class.




Every dog would sit and stay,
but not Spritz.
Would Spritz learn to sit
and stay?






Would Spritz learn to sit
and stay?



Today is the last class.
The dogs must sit and stay
to pass the test.



I had to hold her leash.
"Sit," I said.
Spritz sat.



"Stay," I said.
Spritz was still.



Spritz did learn.
She did pass the big test!



"You did it!" said Mom.
Spritz had a hug and a
kiss for me.




"You are not just a pet," I said.
"You are my best friend!"



Picture This!



When you describe something, you use words to tell how it looks, sounds, smells, tastes, and feels. Drawing a picture or making a visual that your listeners can look at helps make your description easier to understand. Your listeners can see the details that you describe.





Choose your favorite person or animal from **Dog School**. Think about the words you would use to describe that character. Then draw a picture, make a puppet, or make a mask to show what the character looks like.

Turn and Talk

Describe the character to a partner. Use what you made to help you tell what the character is like.


Four Seasons for Animals

written and illustrated by Ashley Wolff



Spring

It is spring. Animals hop and run in the green grass. Trees are full of buds. Nests are full of eggs.



It rains in spring. Look who jumps and kicks in the mud! Flower buds get wet. Rain will help them grow.



Summer

It is summer. Three chicks are in the nest. Insects are buzzing in the hot sun.



It is not too hot here. Ducks swim in the pond. Fox pups rest in the shade. Lots of animals are here at the end of summer.



Fall

It is fall. Leaves fall off the trees.
Animals get set for a cold winter.
Some animals get fat in fall.



A deer eats as much as it can.
Squirrels and chipmunks pick up
nuts and hide them.



Winter

It is winter. What do animals do when it is cold and wet?



Some animals nap all winter.
Look who naps in a den. It will
not get cold and wet in here.





The cold winter will pass.
Animals will look for spring.



Word Detective



Think about each word on the next page.
Is it an animal, a plant, or clothing?
Make a chart like this one. Write each
word where it belongs on the chart.

Animals	Plants	Clothing



When you are finished, work with a
partner to think of more words to
add to your chart.




flower



fox



hat



bear



grass



lamb



jacket



tree



dress

Healthy Habits

by Judy Kentor Schmauss

You can do many things to stay healthy. Let's read about a few of them. See how many of them you already do!



Get exercise every day. Exercise makes your heart and body strong. It gives you energy and helps you feel terrific. Playing tag, swinging on a swing, and jumping rope are some fun ways to get your exercise each day. So turn off the television and get moving!



Get enough sleep. Your body needs to rest every day. Your brain needs to rest, too. First graders need about ten hours of sleep every night. A good night's sleep helps give you energy to do the things you want to do each day!



Eat healthy foods. Fruits and vegetables are excellent to eat any time. Pizza is okay to eat sometimes. Save the cookies and ice cream for a special dessert. When you eat healthy, you'll feel healthy!

Foods to Eat

Eat **More** of
These Foods



Eat **Less** of
These Foods



Let's Move!

by Sam Wallis

Exercise is movement that makes your body strong. It is good for your bones, muscles, lungs, and heart. Exercise makes your heart work by pumping blood through your body. When your heart works, it gets strong. Having a strong heart is an important part of having a healthy body.





Many things you already do are exercise. Do you walk to school? That's exercise! Do you play with your dog? That's exercise, too. Any movement that makes your muscles work, your heart pump, and your breathing speed up is exercise.

Here are some good ways to get exercise. Try them all, and find out which ones you like best!

- Jump rope.
- Ride your bike.
- Go for a walk.
- Go swimming.



How will you get your exercise today?

Statue

Playing Statue is a fun way to get exercise. Here's how to play:

1. Find at least three friends to play.
2. Decide who is IT. The person who is IT says "Go!"
3. The people who are not IT wiggle, stomp around, and move their bodies in funny ways.
4. The person who is IT yells "STATUE!"
5. Everyone freezes like a statue.
6. The person who moves first is the next one to be IT.

Playing this game will make you laugh. Did you know that laughing is good for you, too?



Word Power!

Read
Together

Some words mean almost the same thing. Read the words below. Each word tells how someone moves. How is the meaning of each word a little bit different?



Walk



Skip



Run

Now read these words. Each word tells about the size of something. How is the meaning of each word different?



Big



Huge



Gigantic



Take turns with a partner. Choose a word from the boxes below, and act it out. Your partner will say which word it is and tell what it means.

look peek glare

pleased excited happy

Marti Feels Proud

by Daniel Claire

illustrated by Micha Archer



"I'm glad that we're going for a walk, Dad," said Marti. "The beach is sunny and quiet. It's too noisy in the house. Jason cries all the time."



"Marti, your brother is a baby," said Dad.
"Babies cry a lot. Jason is not a big kid like
you. I remember when you were a baby,
and you cried, too."



"You're not a baby anymore, Marti," Dad said with a smile. "Think of all the things you have learned to do! Last year you learned how to ride a bike."



"That's right! I remember when you showed me how," Marti said. "It was hard, but you helped me stay on the bike. I finally stayed up by myself, and I was so happy!"



"You also learned how to read this year.
Was that hard to learn, too?" Dad asked.



"It was hard at first," Marti said. "I remember learning to read. First you read stories to me. Then you helped me read the words. Now I can read stories to you. I love reading!"



"Last week you learned how to tie your shoes," Dad said. "I was proud of you. How did you feel?"



"I felt proud, too," Marti said. "I can do so much by myself now. I can ride a bike, read, and even tie my shoes!"



"Remember, Jason is just a baby,"
Dad said. "He doesn't know how to do
any of these things yet. He will need us
to help him."



"I can help," Marti said. "Someday I can teach Jason to ride a bike, tie his shoes, and read. I see my cute little brother now. Let's go home. I want to read him a story!"

What Am I?

Read
Together

All animals change as they grow. Work with a partner to match each baby animal to a grown-up animal. Talk about how they are the same and different.

Babies




Adults



Look carefully at the pictures of the animals.
We can describe each animal in many ways.

I can describe a duck
by telling what it is and
what it does.



A duck is a bird.



A duck swims.

Write

Choose one of the animals and
define it. Tell what kind of
animal it is and how it moves.

A duck is a bird that swims.


The Heroes **Behind** the Heroes

by Sheila Sweeny



Jesse Owens and **Charles Riley**

When Jesse Owens was a little boy, he loved to run. He ran to school. He ran back home after school. He was not the best runner then, but he would grow up to be one of the greatest runners of all time. He did it with help from his coach, Charles Riley.




Charles Riley was a teacher at Jesse's school. He taught gym and coached the track team. Coach Riley loved teaching his students how to run faster. Nothing made him happier than seeing his students do their best. He taught them how to be champions.

One day, Coach Riley saw Jesse Owens run. He could see that there was something special about Jesse. He knew that Jesse could be a great runner. He wanted to help him run faster. He invited Jesse to join the track team.

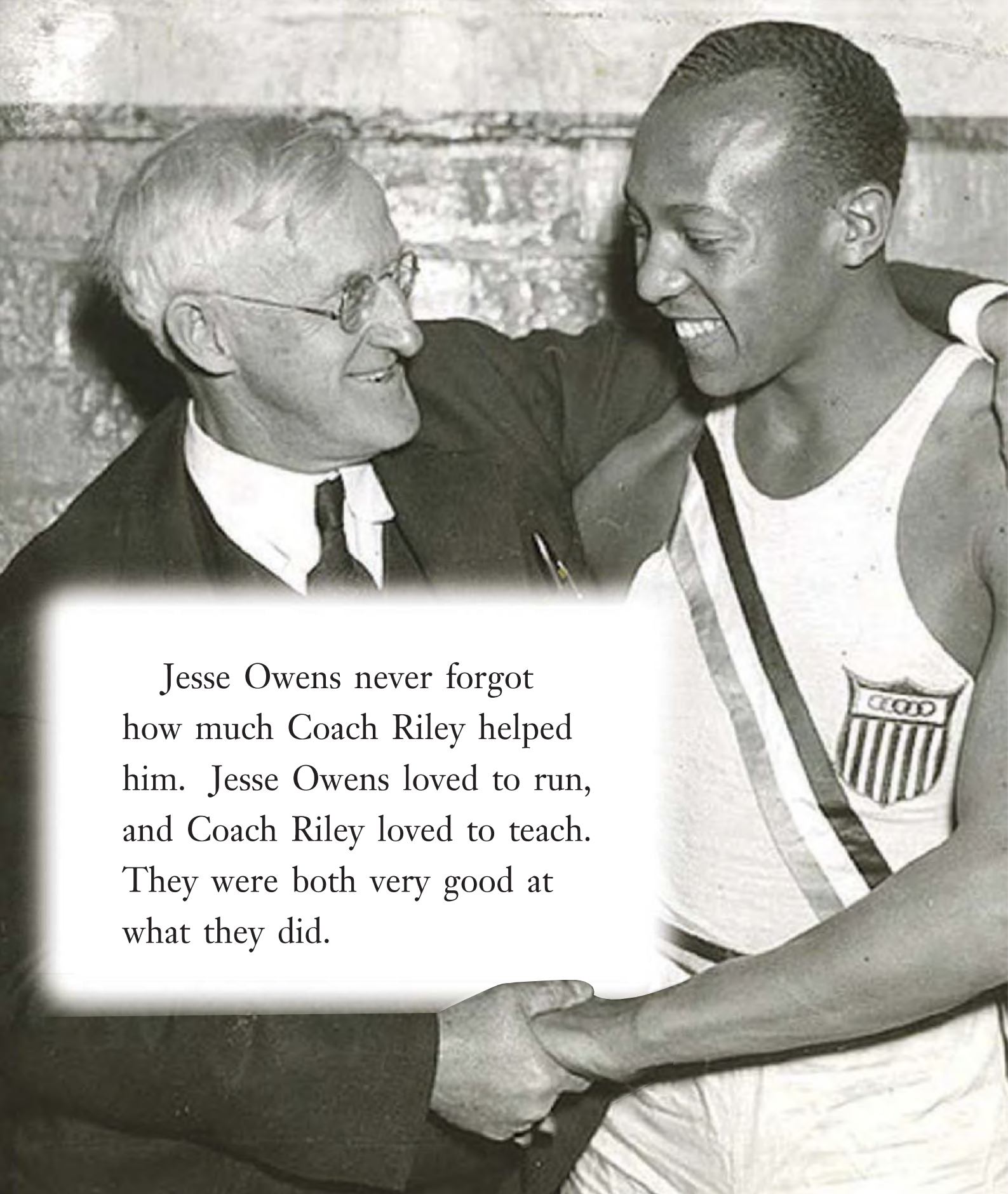


Coach Riley taught Jesse the best way to run. He told him to touch the ground lightly with his feet. He told Jesse to pretend the ground was on fire when he ran. Jesse and Coach Riley practiced every day. Soon Jesse was the fastest runner in the school.





Jesse listened to Coach Riley. Coach Riley taught him to always do his best. Jesse did his best and broke a world record when he was still in high school! Later, Jesse went to the Olympics and won four gold medals. Jesse became a hero all over the world!



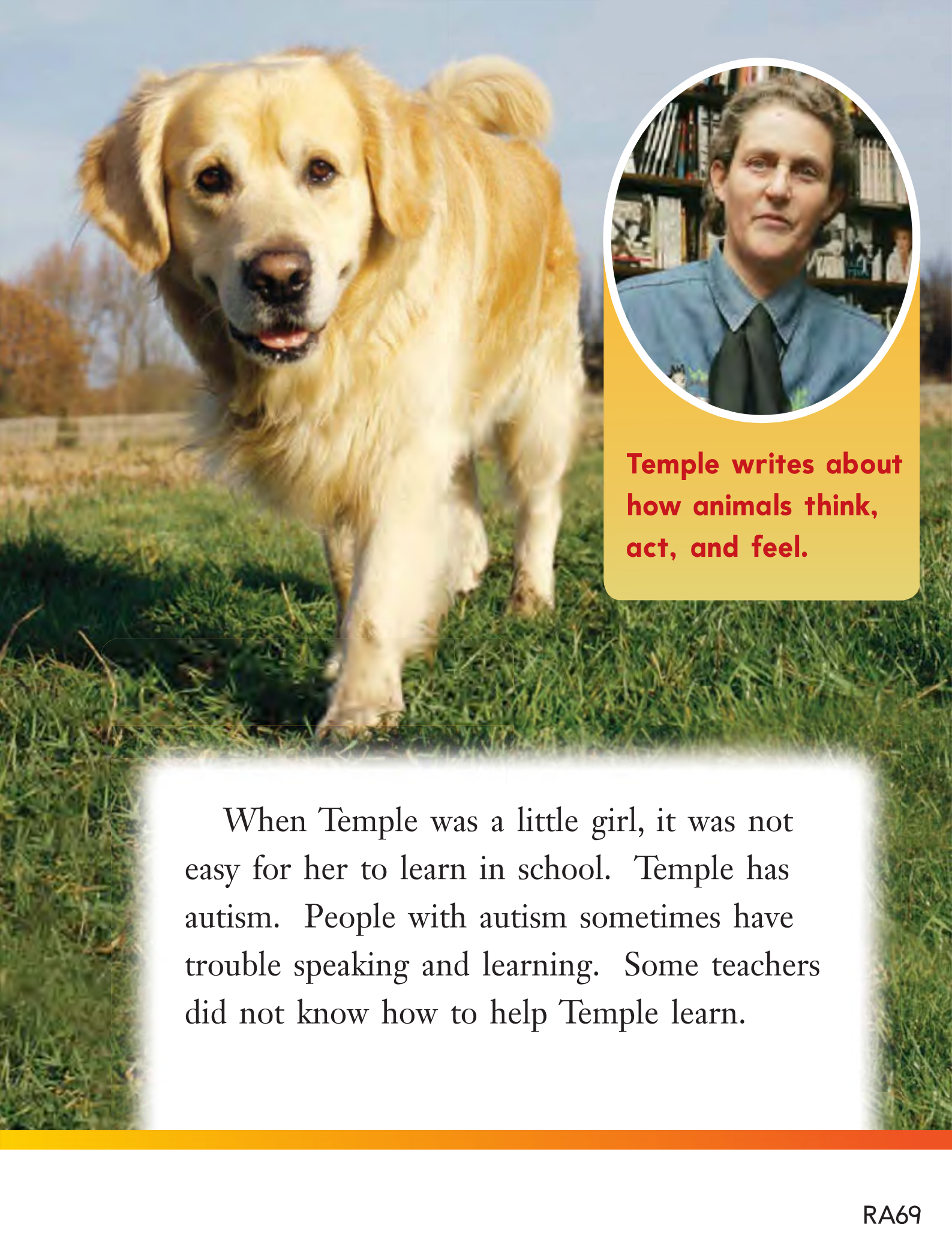
Jesse Owens never forgot how much Coach Riley helped him. Jesse Owens loved to run, and Coach Riley loved to teach. They were both very good at what they did.

Temple Grandin and William Carlock

Dr. Temple Grandin is a scientist and a teacher. She studies animals and writes books about the way they think. She helps people understand why animals behave the way they do. Temple shows people how to take good care of animals.



Temple Grandin talks with a farmer.



**Temple writes about
how animals think,
act, and feel.**

When Temple was a little girl, it was not easy for her to learn in school. Temple has autism. People with autism sometimes have trouble speaking and learning. Some teachers did not know how to help Temple learn.

William Carlock was a teacher at Temple's school. Mr. Carlock taught science. He could see that Temple was smart and had talent. He wanted to help her learn.

Temple was excited about science. Mr. Carlock helped Temple do experiments and asked her to solve problems. He taught Temple how to think like a scientist.



This is the Hampshire Country School where Mr. Carlock taught Temple.



Temple listened to Mr. Carlock and worked hard in school. Now she is a famous scientist and a teacher. She teaches people about autism and about animals. Temple is a hero to people and animals all around the world!



On the Right Track!



A **menu** helps you find information on a website.



Icons may use pictures to show information at a glance.

Use the website to answer these questions with a partner.

- ➡ Which icon would you click on to learn about running shoes?
- ➡ Which part of the menu would you click on to learn about swimming?
- ➡ What do you think you will find if you click on the *Drink up!* icon?

Work with your partner to think of two more icons you could add to this website. Draw your icons and add a label for each one.



Photography Credits:

KEY: (t) top, (b) bottom, (l) left, (r) right, (c) center, (bg) background, (fg) foreground, (i) inset

Cover (bg) Radius Images; (inset) John Giustina/Getty Images; RA2 (cl) Comstock/Jupiterimages/Getty Images; (br) Alistair Berg/Getty Images; RA3 (tr) Sharon Montrose/Getty Images; RA4 (bg) Simone Mueller/Getty Images; RA39 (tl) Comstock/Jupiterimages/Getty Images; (tc) Getty Images Royalty Free; (cl) Corbis; (c) JHP Nature / Alamy; (cr) Jupiterimages/Getty Images; (bc) Al Franklin/Corbis; RA41 (b) Alistair Berg/Getty Images; RA42 (b) Digital Vision/Getty Images; RA43 (inset) Comstock/Getty Images; (inset) James And James/Getty Images; (inset) TS Photography/Getty Images; (inset) James And James/Getty Images; RA44 (bc) Jim Cummins/Getty; RA45 (t) PhotoDisc/Getty Images; RA46 (cl) Thomas Barwick/Getty Images; (c) PhotoAlto/James Hardy/Getty Images; RA48 (bc) Dev Carr/Getty Images; (br) Hideki Yoshihara/Aflo/Getty Images; RA49 (cl) GK Hart/Vikki Hart/Photodisc/Getty Images; (c) Dave King/Getty Images; (cr) Sharon Montrose/Getty Images; RA60 (tl) Olivier Grunewald/Getty Images; (cl) John Giustina/Getty Images; (bl) Stockbyte/Getty Images; (tr) Hans Schouten/Foto Natura/Getty Images; (br) Corbis; (cr) SuperStock RF/SuperStock; RA61 (bl) Larry Williams/Getty Images; (inset) Stockbyte/Getty Images; RA61 (inset) Getty Images/PhotoDisc; (inset) Sam Dudgeon/HRW; (cr) Larry Williams/Getty Images; RA62 (tr) Getty Images; RA63 (bg) OSU Photo Archives; RA65 (b) Popperfoto/Getty Images; RA66 (t) Bettmann/Corbis; RA67 (bg) OSU Photo Archives; RA68 (b) PRNewsFoto/Organic Valley/AP Images; RA69 (inset) Nancy Kaszerman/ZUMA/Corbis; (bg) Matt Carr/Getty Images; RA70 (b) Hampshire Country School; RA71 (bg) Nancy Kaszerman/ZUMA Press/Newscom; RA72 (bg) Sam Dudgeon/HRW; RA73 (b) Stockbyte/Getty Images

All other photos are property of Houghton Mifflin Harcourt.

JOURNEYS



HOUGHTON MIFFLIN HARCOURT
School Publishers

ISBN 978-0-547-58483-6



9 780547 584836

9 0006



1460655-LV 1